

Electric Trash Pump

DV100E

Overview:


The 4" suction x 4" discharge self-priming centrifugal DV100E electric trash and sewage pump provides up to a maximum of 700 gallons per minute pumping and up to 75 feet of head. This pump is usually mounted on a skid and features the standard PowerPrime Clean Prime Venturi priming system which allows it to run continuously, unattended and even run dry.

Features:

- Continuous self-priming
- Runs dry unattended
- Compressor fitted to operate the air-ejector priming system
- 3 vane, cast iron, 8.7" impeller
- Suction lift up to 28ft.
- Hot Dip Galvanized Open Skids with fork lift tubes
- Four corner bolt down angles
- Stainless steel and CD4MCu pump end options
- 20hp 60Hz TEFC dual voltage (230/460V) motor
- Available in C1D2 (Class1 Div2)
- Fitted 480 volt control panels are equipped with motor protection
- Panels are equipped with terminal blocks for remote float switches

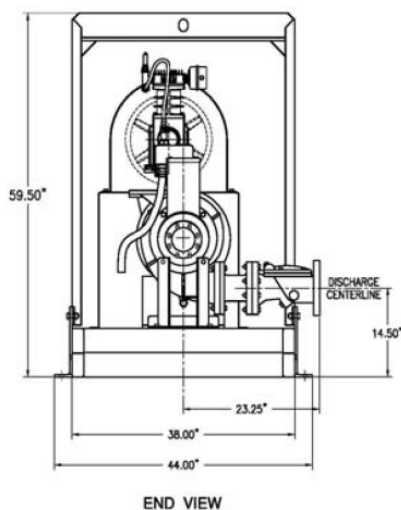
Specs:

Maximum Flow	700 GPM
Maximum Head	75 feet
Pump Size	4" x 4"
Maximum Solids Handling	2.25 inches
Dry weight	1350 lbs.
Footprint	72.50" x 44"

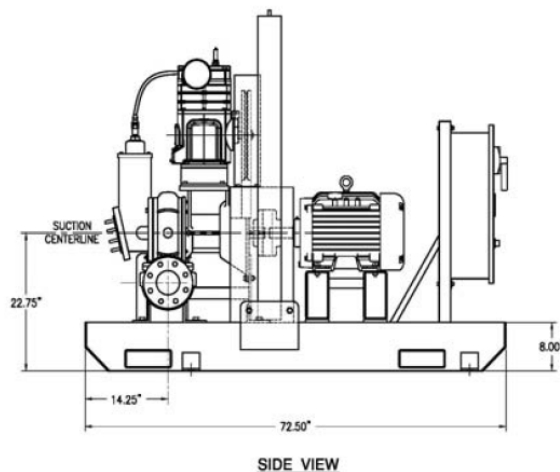


Accessories:

- Spillguard
- Variable Frequency Drive



END VIEW



SIDE VIEW



PUMPS • TANKS • FILTRATION • PIPE • SPILLGUARDS

Rain for Rent is a registered trademark of Western Oilfields Supply Company. Features and specifications are subject to change without notice.

Liquid Ingenuity®
800-742-7246
rainforrent.com



Rain For Rent

CURVE: 01-0133-02-31

PUMP : DV-100e

SUCTION
4"

DISCHARGE
4"

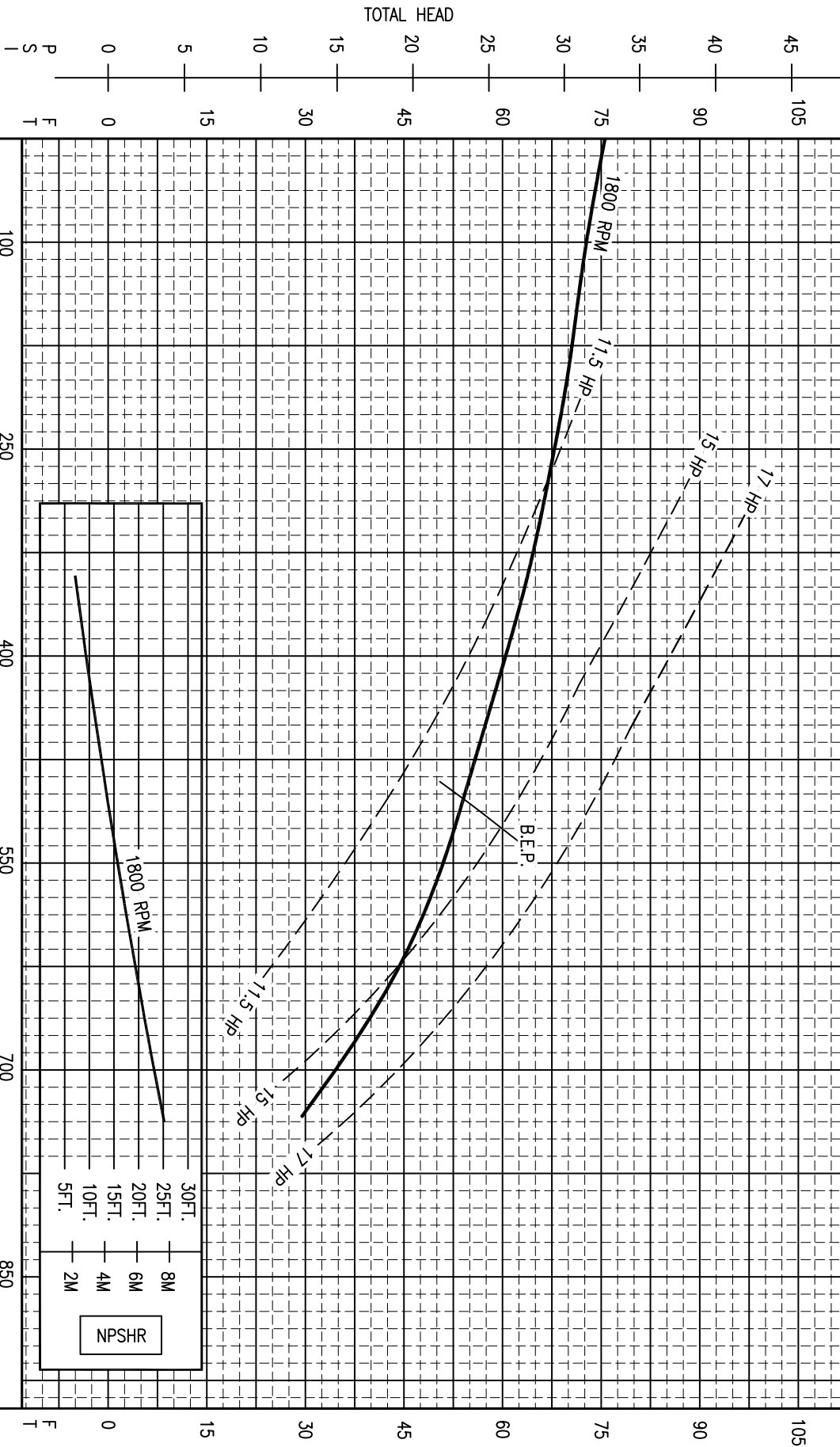
MAX. SPHERE
1.77"

IMPELLER
3 VANE

IMPELLER
8.7"

IMPELLER &
WEAR RINGS
316 S/S

ALL INFORMATION CONTAINED IN OR DISCLOSED BY THIS DOCUMENT IS CONSIDERED CONFIDENTIAL AND PROPRIETARY BY RAIN FOR RENT. ALL DISCLOSURES OF DESIGN INFORMATION AND REPRODUCTION OF THIS DOCUMENT AND ALL SALES RIGHTS ARE EXCLUSIVELY RESERVED BY AND TO RAIN FOR RENT AND OTHERS IS PROHIBITED WITHOUT THE PRIOR WRITTEN CONSENT OF RAIN FOR RENT



FLOW - CLEAR WATER PERFORMANCE (US GPM)

-PUMP PERFORMANCE CURVES DO NOT INCLUDE CHECK VALVE LOSSES

CONFIDENTIAL

-POWER CURVES INCLUDES AIR COMPRESSOR POWER CONSUMPTION